

## DETAILS FOR USING BING MAPS IN ARCGIS 10.2 FOR DESKTOP

Date: 7/23/13

This document covers important information for using Bing Maps in ArcGIS 10.2 for Desktop.

**IMPORTANT:** In the ArcGIS 10.2 for Desktop release, you will need to obtain a Bing Maps key if you wish to continue using Bing Maps.

---

### OBTAINING A BING MAPS KEY

Options for obtaining a Bing Maps key include

1. You can obtain a Bing Maps key [directly from Microsoft](#). If you have already obtained a Bing Maps key from Microsoft, you can begin using this key immediately in ArcGIS for Desktop. Instructions for implementing the key are detailed below.
2. If you have a Bing Maps key issued prior to March 1, 2013 for use with ArcGIS for Server applications, you can also use this key with ArcGIS 10.2 for Desktop. All Bing Maps keys issued by Esri will expire on December 31, 2013.
3. If you do not have a Bing Maps key for use with ArcGIS for Server, you may request a temporary Bing Maps key from Esri Support in the United States and from your local distributor outside the United States. This key will expire on December 31, 2013.

---

### OPTIONS FOR 10.2 USERS WHO WANT TO USE BING MAPS

#### **Option 1:**

When a Bing Maps key is included as part of an ArcGIS Online subscription, all Desktop users who are logged in to their organization will automatically have access to Bing Maps.

1. The administrator of an Organization account needs to add a Bing Maps key.
  - Click My Organization -> Edit Settings -> Map
  - Under Bing Maps, paste in your Bing Maps key.
  - Click Save.
2. All Desktop users who part of an organizational account:
  - Open ArcMap, and start with a blank map document.
  - Sign in to ArcGIS Online from ArcMap – File -> Sign In...
3. After you have signed in, a map document that contains Bing Maps will now open correctly.

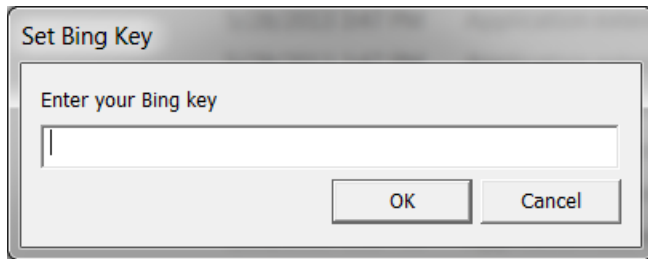
Notes for Option 1:

- If an administrator changes the Bing Maps key to an organization, the Bing Maps key used in Desktop will NOT be updated. Reasons for changing a key might be the current key is being abused in some way and needs to be disabled or the original key was a temporary key. If an organization's Bing Maps key is changed, see Option 2 for updating a Bing Maps key.
- The Bing key used in a Desktop deployment will continue to work after a user logs out from the ArcGIS Online account.

#### **Option 2:**

Use the Set Bing Key application (SetBingKey.exe). This option does not require an ArcGIS Online subscription.

1. Search for SetBingKey.exe in the \bin folder in the location you installed ArcGIS. The default location is Program Files (x86)\ArcGIS\Desktop10.2\bin.
2. Double click on SetBingKey.exe to start the application.



3. Paste in your Bing Maps key.
4. Click OK.
5. This needs to be done for every installation of Desktop.

---

## ADDING BING MAPS LAYERS TO A MAP DOCUMENT

### Option 1:

Add a Bing Maps layer package

The following layer packages are available on ArcGIS Online for use in ArcGIS for Desktop:

- [Bing Maps Aerial](#)
- [Bing Maps Hybrid](#)
- [Bing Maps Road](#)

Layer packages are also available by searching “Bing Maps” on ArcGIS Online. Be sure to pick a layer package (lpk) rather than a web map.

### Option 2:

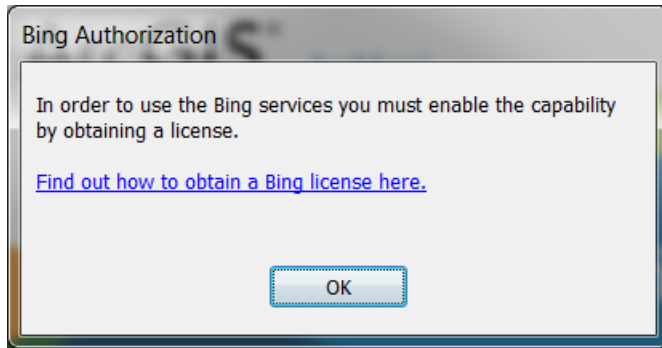
Add Bing Maps to the basemap gallery of your ArcGIS Online Organization.

An administrator of an organization can configure the map viewer to show a custom list of basemaps in the basemap gallery, including Bing Maps layers. This same gallery will be available to all Desktop 10.2 users who are signed into their ArcGIS Online organizational account. [Instructions](#) for creating a custom basemap gallery are available in the ArcGIS Online help.

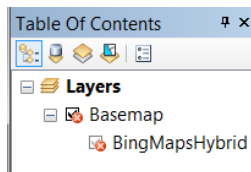
---

## DESKTOP 10.1 OR PRIOR USERS WHO UPGRADE TO ARCGIS 10.2 FOR DESKTOP

Users who have existing map documents created in 10.1 or prior that contain Bing Maps and upgrade to ArcGIS 10.2 for Desktop will see the following message when the map document is opened:



- When you click OK, in ArcMap, the Bing layer is marked with a red x.



- This Bing layer will not be live until a Bing Maps key is entered and the map document is closed and reopened.

---

#### IF YOU HAVE QUESTIONS

If you have questions about using Bing Maps in ArcGIS 10.2 for Desktop, the following resources are available:

- The [Support Center](#) offers resources such as self-help documentation and forums, chatting with an analyst and contacting technical support.
- You can also contact your account manager or [local Esri office](#).