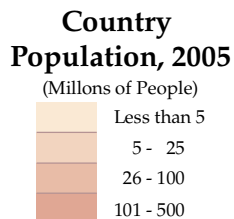
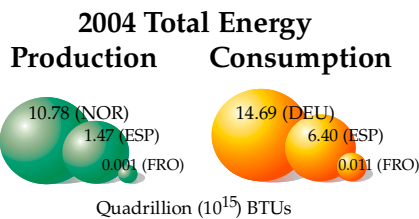
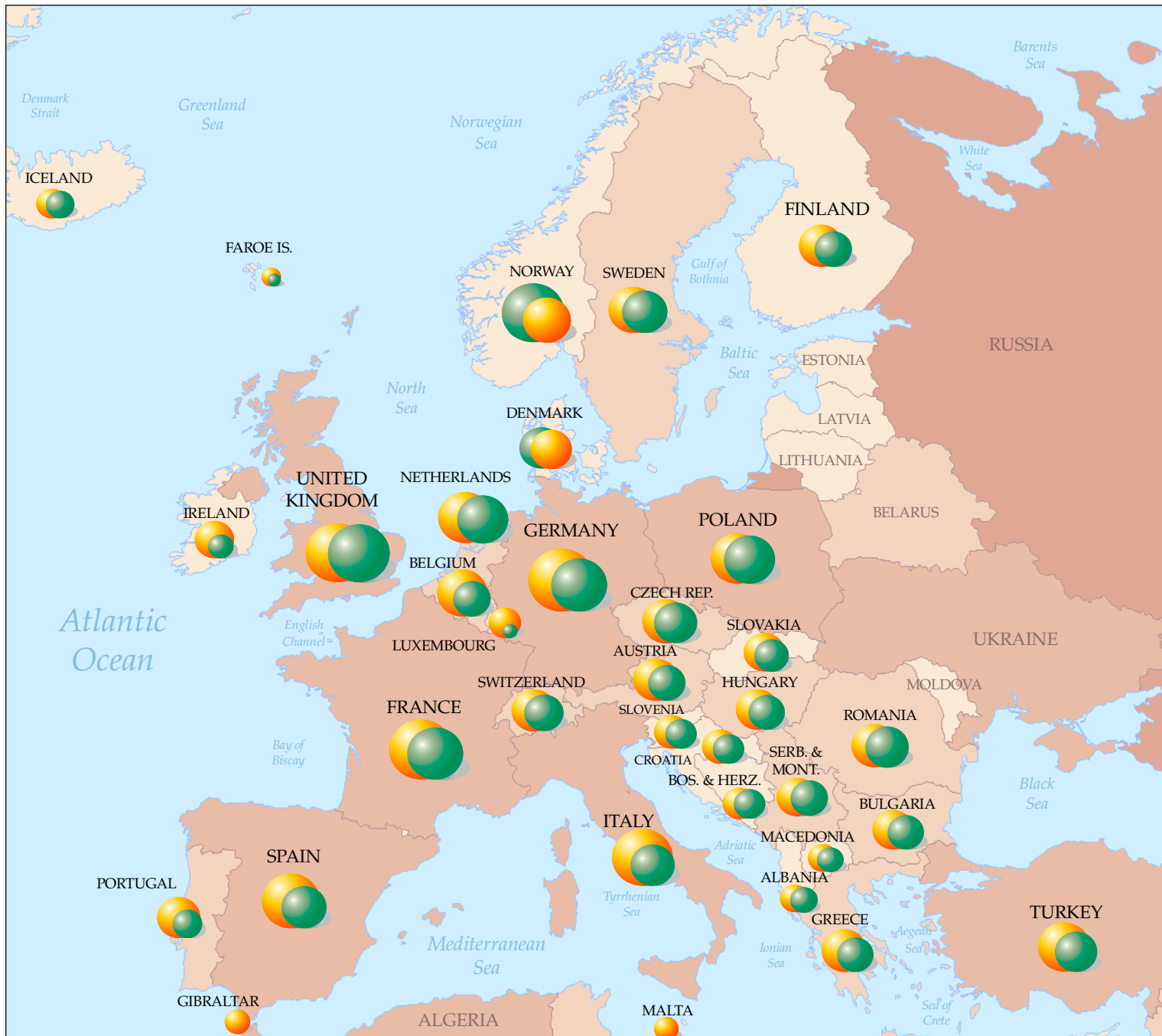


Comparison of Energy Production and Consumption in 2004

European Region



Notes on the Energy Data

Total primary energy consumption reported in this map includes the consumption of petroleum, dry natural gas, coal, and net hydroelectric, nuclear, and geothermal, solar, wind, and wood and waste electric power. Also included is net electricity imports (electricity imports minus electricity exports). Electricity net imports are included because the net electricity consumption by energy type data, are net electricity generation data that have not been adjusted to include imports and exclude exports.

Total primary energy production reported in this table includes the production of petroleum (crude oil and natural gas plant liquids), dry natural gas, and coal, and the net generation of hydroelectric, nuclear, and geothermal, solar, wind, and wood and waste electric power.

Data Source: <http://www.eia.doe.gov/iea/wepbtu.html> Table F.1.

Data Source: <http://www.eia.doe.gov/iea/wecbtu.html> Table E.1.

Population and Energy Production & Consumption

